

Noon Rover is used to access the Business Data Model information. All data in these tables can be searched.

When to use it?

In production, to search data in your database.

To build some form, and give access to your users

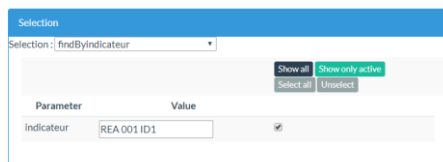
Search in your Business Data Table

As an administrator (you should have access to the profile Administrator), All different objects are visible in the list. Select one object.

In the selection, the different queries are visible:

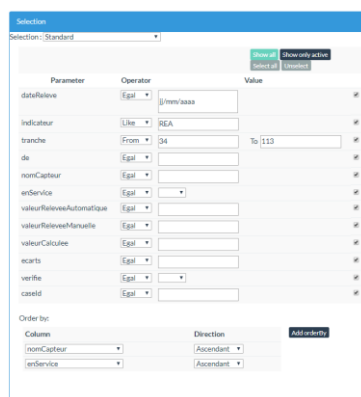
- All Queries defined in the Business (custom and standard)
- A Standard Request
- A Direct SQL Request

Using Query



The Business Data Model defined standard query, and may define custom query. Query may have parameters. The Selection panel look for the parameters, and ask them to the user.

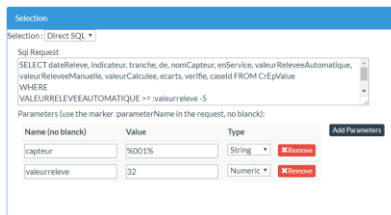
Using Standard request



All attributes on the table are produced in the form.

User can build a complex search, and can set up the order by criteria

Using Direct SQL

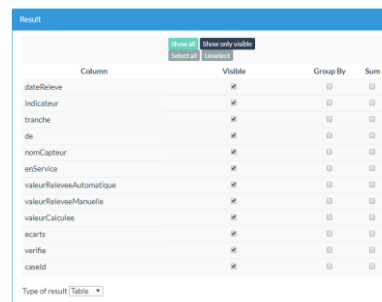


Via the DirectSQL, it's possible to build a complex SQL request. You can use parameters in your request

Configure the result

Fields to display on the result is configurable. Some function, like the GroupBy and sum (available only in Standard request) are available.

Using a Standard Request allow to produce a Chart or a JASPER report as result. Another request allows you only to produce a Table.



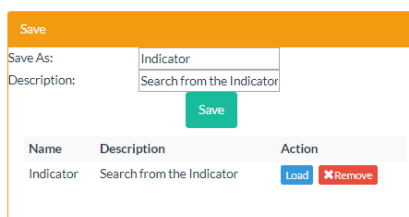
Column	Visible	Group By	Sum
dateReleve	<input checked="" type="checkbox"/>	<input type="text"/>	<input type="text"/>
Indicateur	<input checked="" type="checkbox"/>	<input type="text"/>	<input type="text"/>
tranche	<input checked="" type="checkbox"/>	<input type="text"/>	<input type="text"/>
de	<input checked="" type="checkbox"/>	<input type="text"/>	<input type="text"/>
nomCapteur	<input checked="" type="checkbox"/>	<input type="text"/>	<input type="text"/>
enService	<input checked="" type="checkbox"/>	<input type="text"/>	<input type="text"/>
valeurReleveAutomatique	<input checked="" type="checkbox"/>	<input type="text"/>	<input type="text"/>
valeurReleveManuelle	<input checked="" type="checkbox"/>	<input type="text"/>	<input type="text"/>
valeurCalculee	<input checked="" type="checkbox"/>	<input type="text"/>	<input type="text"/>
ecarts	<input checked="" type="checkbox"/>	<input type="text"/>	<input type="text"/>
verifie	<input checked="" type="checkbox"/>	<input type="text"/>	<input type="text"/>
caseId	<input checked="" type="checkbox"/>	<input type="text"/>	<input type="text"/>

Type of result:

Run the request

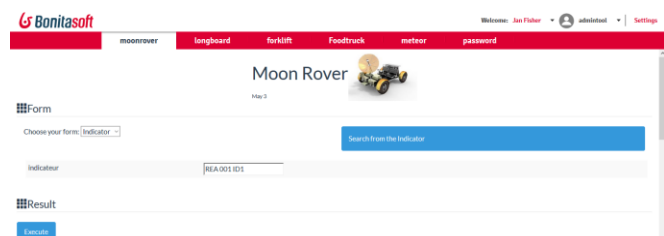
Result is displayed according the type of result. A pagination is organized, and it's possible (Standard Request) to order the column by clicking on the header.

Configure request for users



Administrator can save a request, to access it easy after

This request is then accessible to user who can access the page, but which are not an administrator. User gives values of parameters.



HEADQUARTERS

PARIS, FRANCE

76 boulevard de la République
92100 Boulogne-Billancourt

EMEA, ASIA & LATIN AMERICA

GRENOBLE, FRANCE

32, rue Gustave Eiffel
38000 Grenoble

NORTH AMERICA

SAN FRANCISCO, USA

44 Tehama Street
San Francisco, CA 94105

NEW YORK, USA

33 Nassau Avenue
Brooklyn NY 11222



www.bonitasoft.com